



# **Safety and Security Parent Information Night**

**January 16, 2019**

# A.L.I.C.E.

*Common Sense, just not Common Knowledge*

**A**lert  
**L**ockdown  
**I**nform  
**C**ounter  
**E**vacuate

ALICE is **NOT** a linear, progressive response.



## PURPOSE OF ALICE TRAINING

Our mission is to  
save lives!

Proven safety  
strategies that  
enhance traditional  
Lockdown.

Designed from the  
perspective of the  
people in harm's way.

NOT sequential.  
You decide how to  
respond based on  
what is happening.



# Violent Critical Incidents - Defined

---

*Any event at any location where a person (or persons) attempts to harm innocent people by any means and regardless of motivation.*

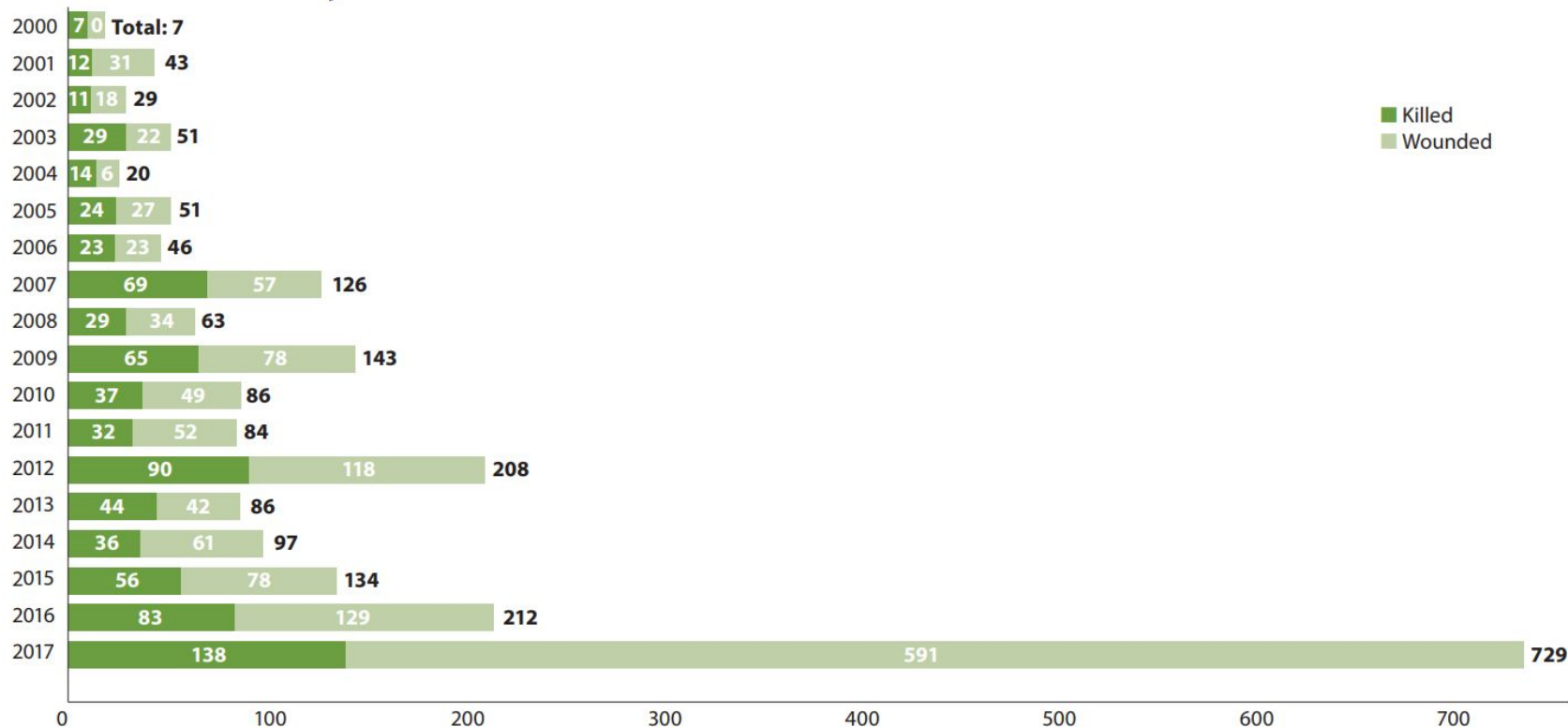
**Survival is always based on one of two outcomes:**

- 1. The event is taken back under control by those who can render the event no longer dangerous, or*
- 2. People remove themselves from the danger area and get to safe area*

**ALICE teaches How, When and Why to do both!**

## Quick Look: 250 Active Shooter Incidents in the United States Between 2000 - 2017

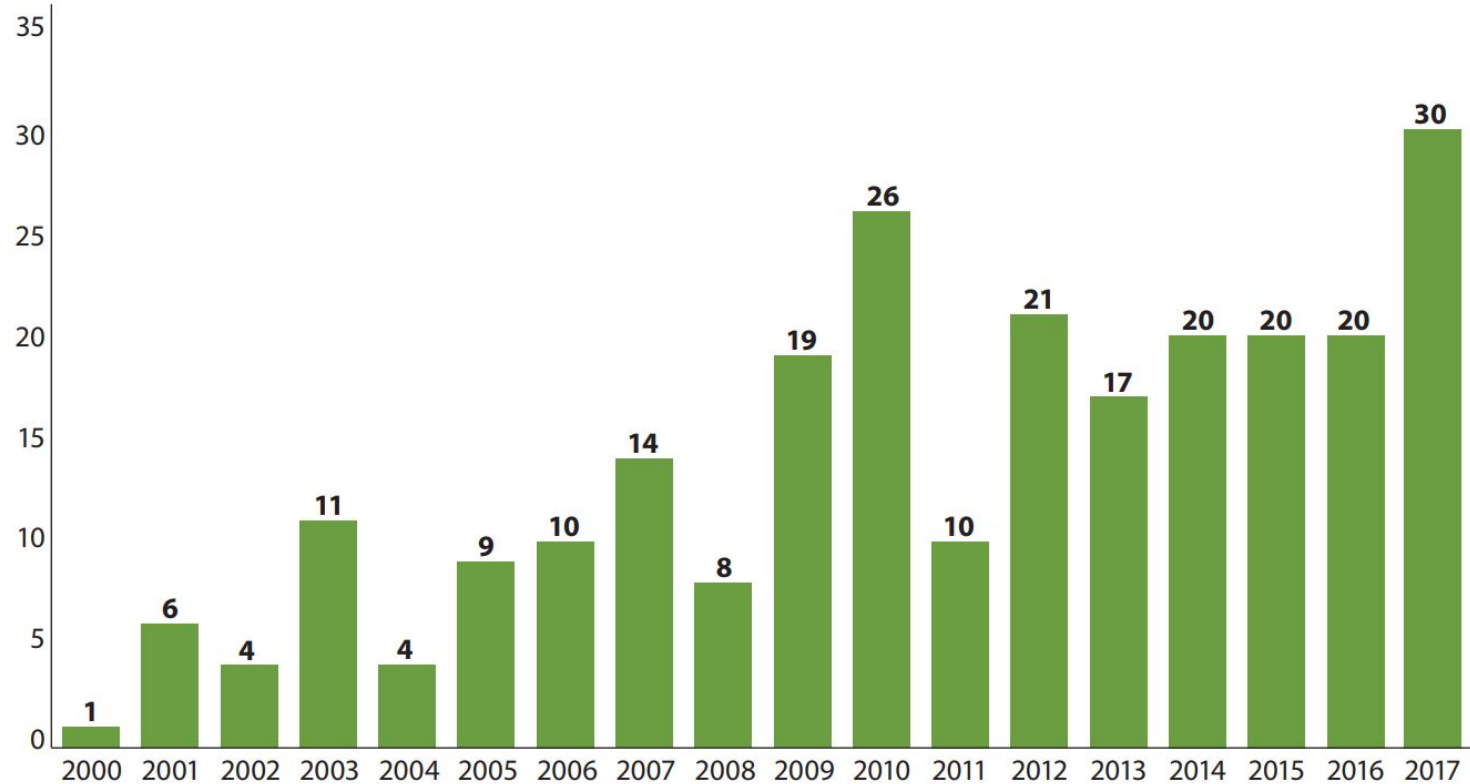
### Casualty Breakdown Per Year



Source: Federal Bureau of Investigation, 2017

## Quick Look: 250 Active Shooter Incidents in the United States From 2000 - 2017

### Incidents Per Year

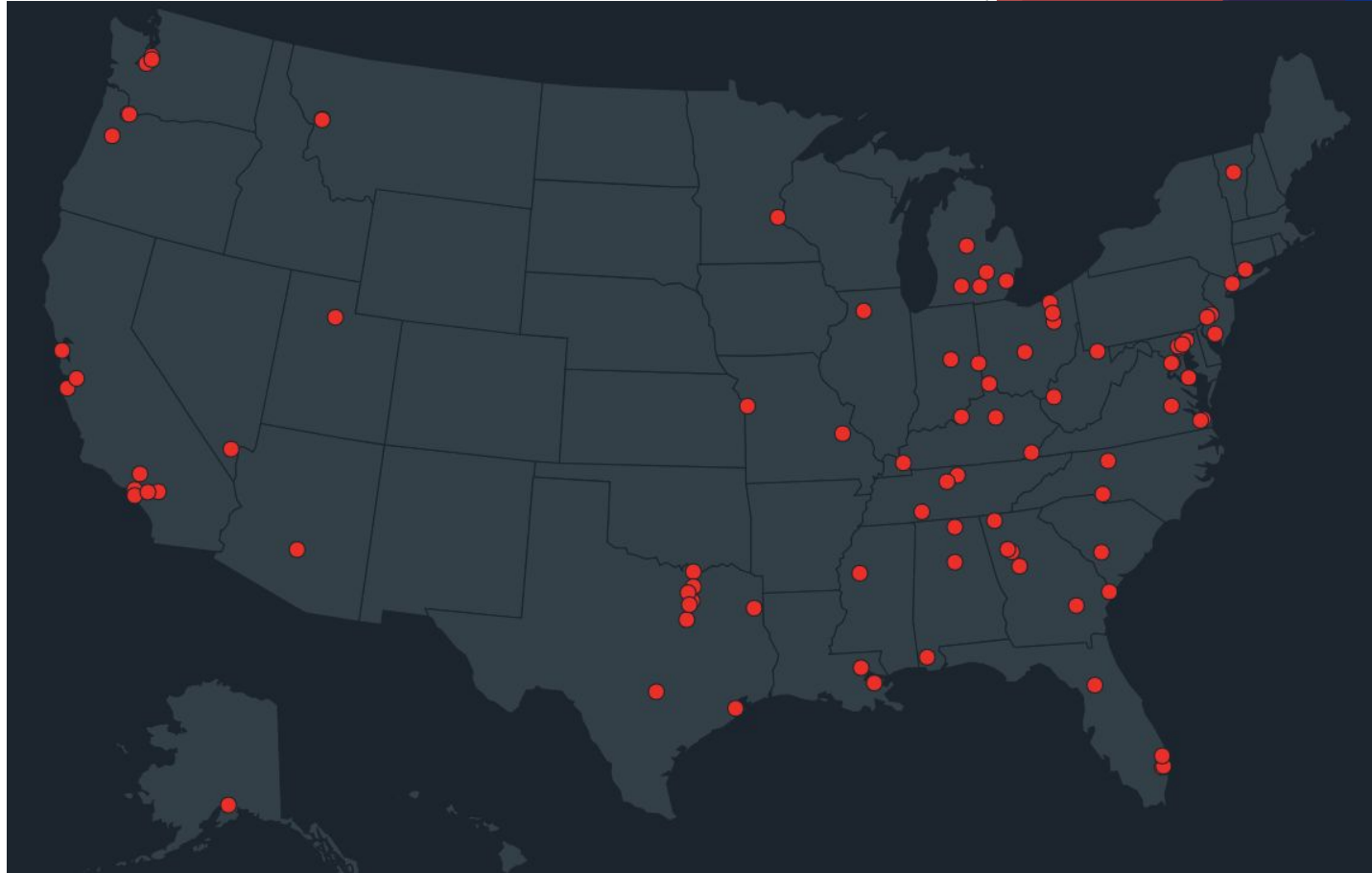


Source: Federal Bureau of Investigation, 2017

**Gunfire on  
school  
grounds  
since 2013**

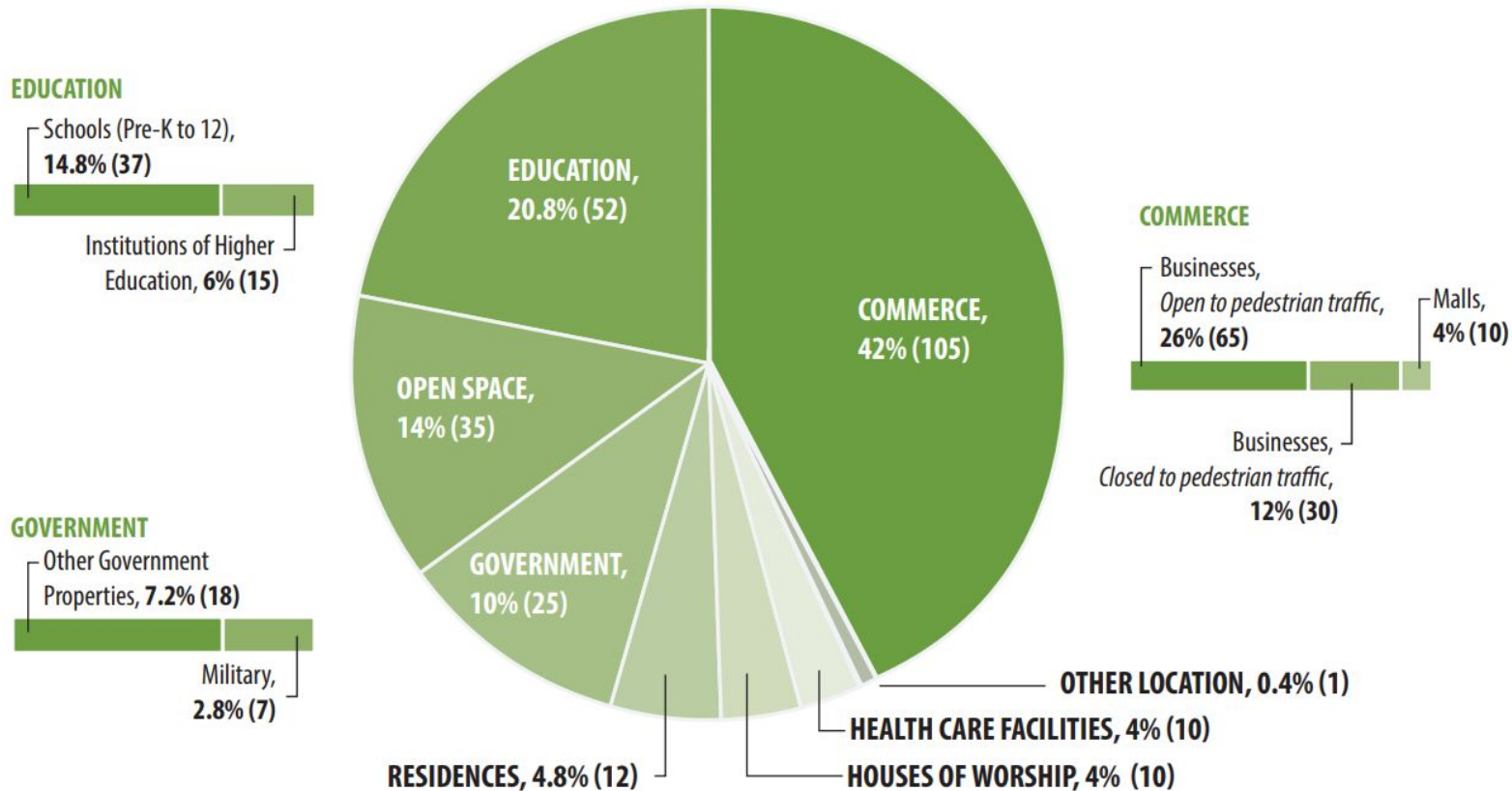


# Gunfire on school grounds in 2018



# Quick Look: 250 Active Shooter Incidents in the United States From 2000 to 2017

## Location Categories



Source: Federal Bureau of Investigation, 2017

# NYPD Nation-Wide 1966-2016

Resolution	Number of Incidents	Percentage
Applied Force	138	45%
No Applied Force	52	17%
Suicide/Attempted Suicide	117	38%
Attacker Fled	1	<1%
Total	308	100%

*Table 2: Number of Incidents by Event Resolution*





98% of active shooter incidents were carried out by a single attacker.

“98%.” “ATI ALICE Training E-Learning Certification.” ALICE Training.





## ALICE OVERVIEW



### ALERT

Alert is your first notification of danger. It is when you first become aware of the threat.



# Alert

- Information is the key to good decisions
- Information should flow in all directions
- Provide as much initial intel as possible to as many people as possible
- Use any and all available means: Texts, PA, Digital Signage, Web, Twitter, Facebook, BELS, etc.
- May be your sensory inputs



## LOCKDOWN

The purpose of LOCKDOWN is to secure in place, and prepare to EVACUATE or COUNTER, if needed.



To ask a question, go to [menti.com](https://www.menti.com) on your smartphone and use the code **97 85 4**

# Lockdown

- Excellent starting point
- When should doors be locked?
- Before, During, or After?
- Locked doors provide a time barrier. Locks can, and have been defeated.
- ***BARRICADE:*** *The idea is to create a stronghold that nobody can breach... BE A HARDER TARGET!*
- Once Lockdown is in effect no one should be allowed into a secure room under any circumstances. Only open your locked door for uniformed police personnel.

# Which is a more effective barricade for a door opening out?



# A L I C E

## INFORM

The purpose of INFORM is to continue to communicate the intruder's location in real time.



To ask a question, go to [menti.com](https://www.menti.com) on your smartphone and use the code 97 85 4

# Inform

- As real-time information as possible will be provided by all means possible.
- Use this information to make single or collective decisions as to the best option for survival.
- Be flexible because the situation will be dynamic and fluid

# ALICE

## COUNTER

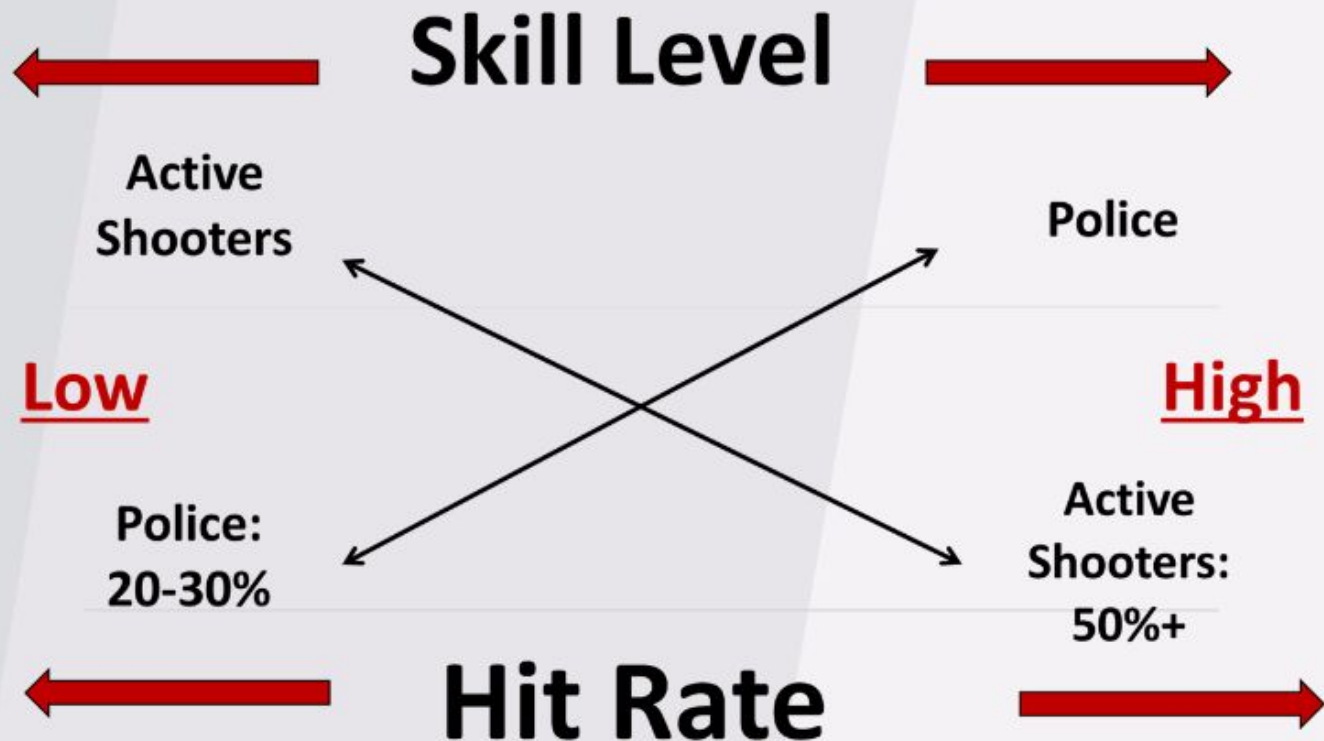
The purpose of COUNTER is to interrupt the intruder and make it difficult or impossible to aim. This is a strategy of last resort.



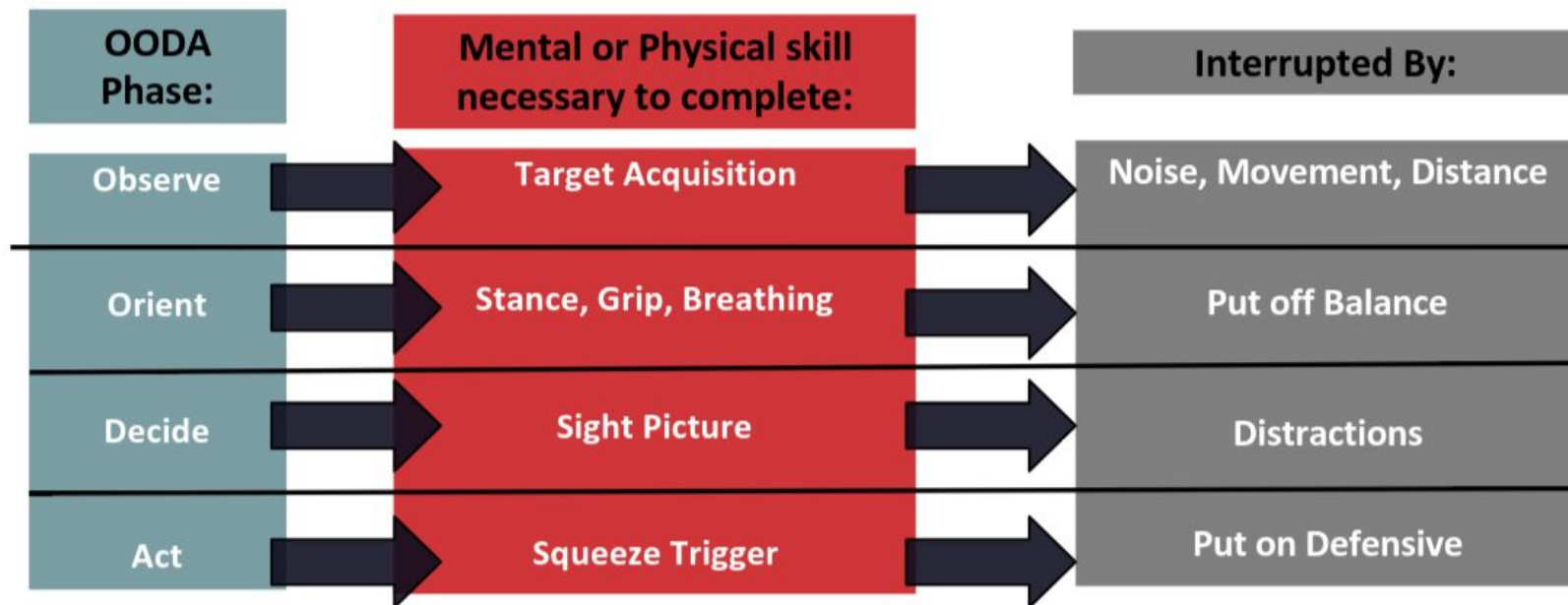
# Counter

**You can survive contact with an armed intruder!!**

- Police miss **70-80%** of their shots in dynamic events.
- The “bad guy” is not usually a highly skilled shooter.
- Engage in acts that will require very high skill level:
  - Noise
  - Movement
  - Distance
  - Distractions



# Why Counter works:





## EVACUATE

The purpose of EVACUATE is to remove yourself from the danger zone when it is safe to do so.



# Evacuate

- Only 2% of Violent Intruder events have been by more than one person.
- If he is inside, you get outside.
- Cannot use car to evacuate
- Reunification points established



## **ALERT**

Initial Alert may be a gunshot, PA announcement, etc...  
Avoid code words.

## **LOCKDOWN**

If Evacuation is not a safe option, barricade entry points.  
Prepare to Evacuate or Counter if needed.

## **INFORM**

Communicate real time information on shooter location.  
Use clear and direct language using any communication  
means possible.

## **COUNTER**

As a last resort, distract shooters ability to shoot accurately.  
Move toward exits while making noise, throwing objects,  
or adults swarm shooter.

## **EVACUATE**

Run from danger when safe to do so using non-traditional  
exits if necessary. Rallying point should be predetermined.



Thank you for coming!